



BON ENDER


For Assembling All-Bound Boxes & Crates



1. Slide handle of Bon Ender over Rock Fastener. With handle against end, raise Bon Ender to a vertical position (at a right angle to the end, or slightly less).



2. Raise ends upward to a position at right angles to the sides, pressing against end. Lift sides slightly before folding.



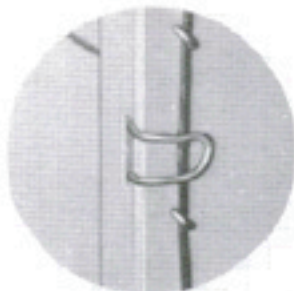
3. Fold blank by raising sides at right angles to bottom.



4. Push Rock Fastener on ends through notches in side cleat.



5. To fasten ends, insert nose of Bon Ender in Rock Fastener, pulling tightly against cleat by pressing on handle. Holding tension, swing Bon Ender around edge of box until it touches binding wire. Then slide Bon Ender back through Rock Fastener until notch in end of tool engages binding wire. Complete motion until end of Rock Fastener touches box side.



Bon Enders are available from manufacturers of wirebound boxes and Stapling Machines Co., Rockaway, New Jersey.



STAPLING MACHINES CO.

Division of Rockaway Corporation

21 Pine Street, Rockaway, New Jersey 07866